

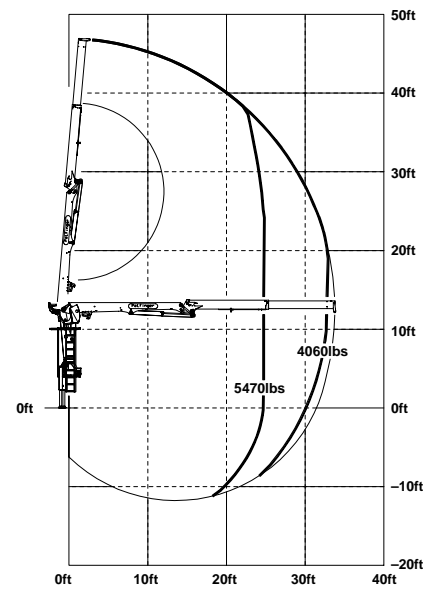
# FORMING CRANES

## PW 260 / PW 310 / PW 360 / PW 380 / PW 400

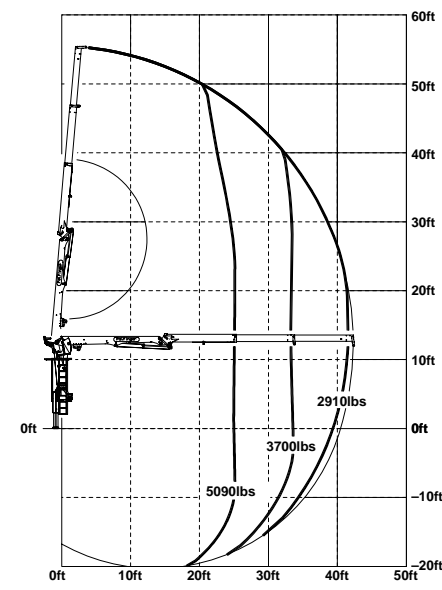
**PALFINGER CRANE**

### LOAD CHARTS

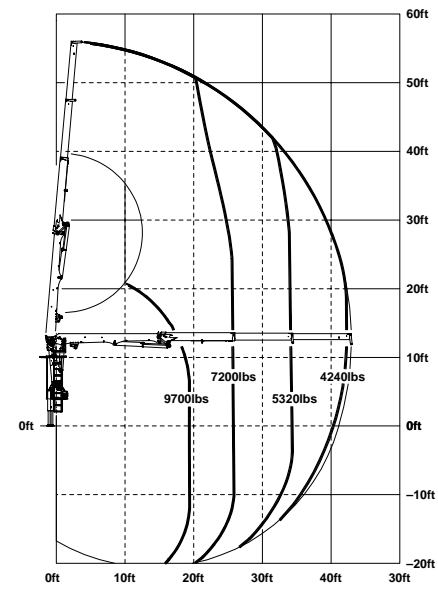
**PW 260**



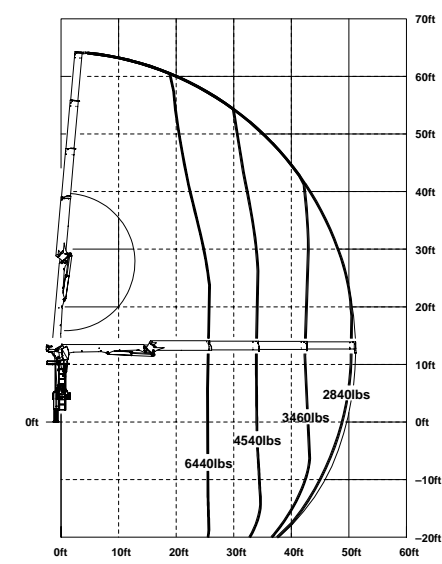
**PW 310**



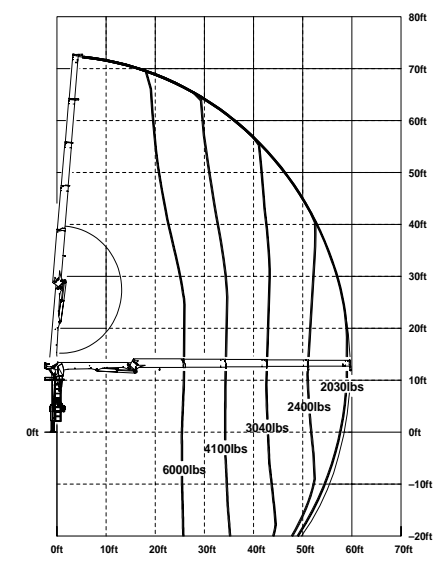
**PW 360**



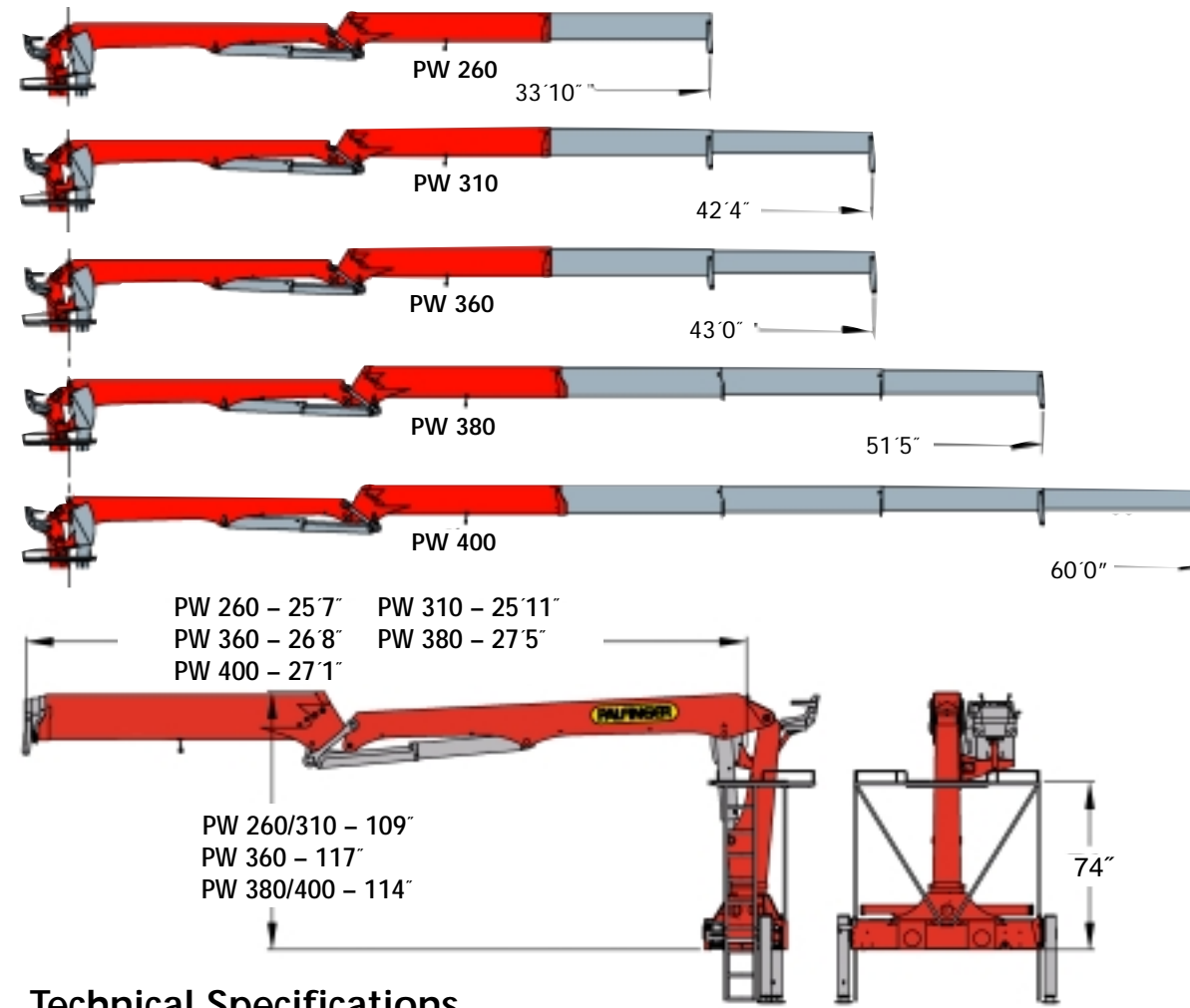
**PW 380**



**PW 400**



Weight of forks must be deducted from load chart



### Technical Specifications

	PW 260	PW 310	PW 360	PW 380	PW 400
Net lifting moment	136,250 ft. lbs.	122,960 ft. lbs.	185,450 ft. lbs.	164,910 ft. lbs.	155,510 ft. lbs.
Hydraulic outreach	33'10"	42'4"	43'0"	51'5"	60'0"
Slewing	400°				
Slewing torque (gross)	22,420 ft. lbs.		28,210 ft. lbs.		
Stabilizer spread	21'8" (R3X)				
Dead weight	5,600 lbs.	5,960 lbs.	6,700 lbs.	7,740 lbs.	8,190 lbs.

Dead weight includes stabilizers, topseat, platform, less mounting parts and oil.



www.palfingernorthamerica.com

**Palfinger North America:**  
Toll free to both locations  
**1-800-567-1554**

**In U.S.A.:**  
4151 West State Route 18  
Tiffin, OH 44883

**In Canada:**  
P.O. Box 846, 7942 Dorchester Rd.  
Niagara Falls, ON L2E 6V6



STRENGTH, OUTREACH, AND PRECISION



# PALFINGER: Providing Greater Lift, Reach and Cost Savings for Foundation Forming Applications

**PALFINGER CRANE**

## Palfinger Cranes Built For Your Success

Palfinger is a proven world leader in building cranes for success in tough day-to-day applications. After extensive research and testing, Palfinger's engineers have developed the ultimate models for handling foundation forms - a series of the strongest, most versatile cranes on the market - your competitive industry demands.

Your Palfinger advantage starts with leading-edge technologies: hydraulic knuckle-boom cranes with greater lift, reach, cost savings and other benefits of superior engineering and our PowerLink™ system.



Up to 60' horizontal reach for today's hard to access job sites



The inline boom stores between the cages



The PW series of cranes can be front or rear mounted on almost any 3 or 4 axle truck

Efficient oil return utilization gives you 30% faster extension speed. Optional hydraulic rotator allows greater flexibility. Low dead weight gives you the best lift-to-weight ratio for maximum payload. Maximum reach? A full 60' with 2,000 lb. capacity!

Your Palfinger advantage continues through delivery, service and parts. We have the skilled technicians, massive North American inventory and in-house capability to customize your crane with any options you choose, and provide superior service throughout our vast dealer network. With an assembly/distribution/parts center in Niagara Falls, Canada and distribution/spare parts center in Tiffin, Ohio... we're ready to respond!



PowerLink™ linkage system gives the outer boom added strength in flat-out position and a constant folding speed.



A high inner hook height allows the crane to reach and lift the 1st cage with ease

To shorten cycle times, PW260/310/360/380/400 models are geared for safe, smooth, high-speed operation - by high-flow single circuit radio remote control or dual circuit manual control (joystick/foot pedal). Their innovative geometry allows fast scissor action for rapid movement of forms and high inner hook height for reaching the first cage.



## The Palfinger Advantage...



An optional radio remote control system allows the operator to move around the jobsite with greater safety.



An optional one function hose reel delivers oil to the boom tip without increasing the width of the boom.



An optional hydraulic rotator gives greater flexibility in placing loads.



The large 21'8" outrigger spread helps to stabilize the sides of the truck. Additional outriggers can also be added for 360° stability.



A new top seat design, available for some non-radio remote controlled models combines functionality offers superior visibility. The control valve is mounted under the seat, providing a clear view in front of the operator. A railing, with integrated emergency cut-off, is installed across the front of the seat providing added security for the operator.



Extension cylinders are well protected inside the outer boom. The outer boom is oversized for minimum deflection and twist.



The stabilizer jacks are sized for maximum ground clearance and departure angle on the truck.



An optional oil cooler prolongs the life of the hydraulic system.



A full wrap-around catwalk platform with ladders provides easy access to the topseat.

