


PK 13002

High Performance

PALFINGER CRANE



KTL
protected

**Paltronic
50**
controlled

ISC
Integrated Stability Control
monitored

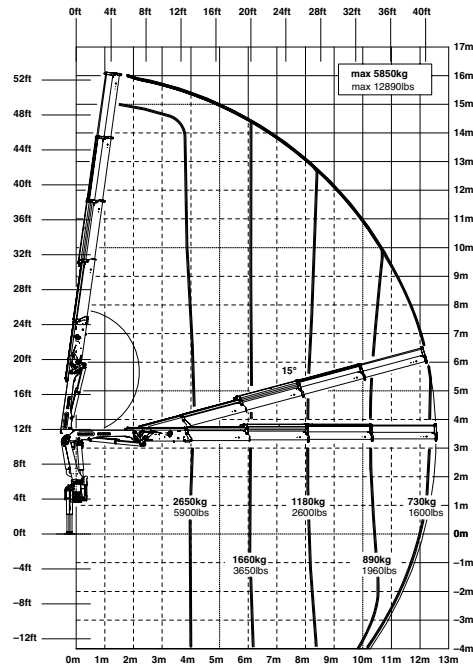
A crane concept for any job

The PK 13002 *High Performance* excels due to its wide range of applications. Whether for use in municipalities, construction, or just plain loading cargo, it proves its tremendous flexibility and reliability day after day. And its look highlights the new PALFINGER line: a synergy of function and design.

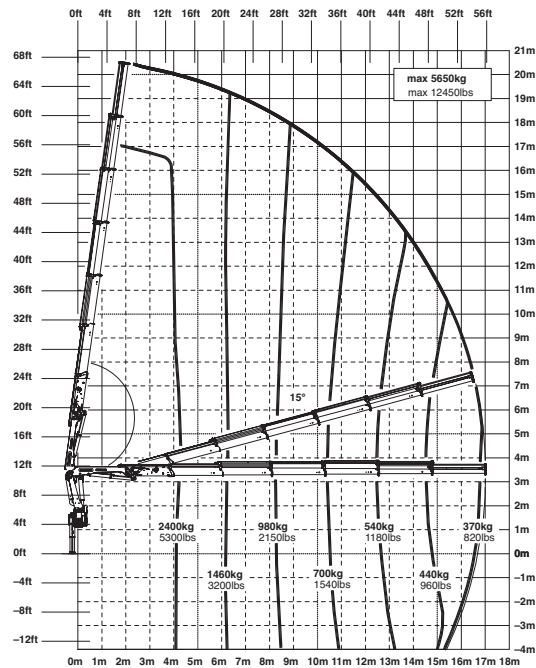
Power Link Plus.
It doesn't get any more
versatile than this.

PK 13002 High Performance

C



E



Technical Specifications (EN 12999 H1-B3)

Max. lifting moment	12 mt/117.7 kNm	86780 ft.lbs
Max. lifting capacity	6200 kg/60.8 kN	13670 lbs
Max. hydraulic outreach	17.0 m	55' 9"
Max. manual outreach	19.0 m	62' 4"
Slewing angle	420°	
Slewing torque	1.6 mt/15.7 kNm	11580 ft.lbs

Stabilizer spread	std. 5.0 m/16' 5"	max. 6.6 m/21' 8"
Fitting space required (std.)	0.83 m	2' 9"
Width folded	2.51 m	8' 3"
Max. operating pressure	320 bar	4640 psi
Recommended pump capacity	from 35 l/min to 50 l/min	9.2 US gal./min to 13.2 US gal./min
Dead weight (std.)	1764 kg	3890 lbs

